



## Illawarra Lapidary Club Inc 2023 Annual Show Schedule and Conditions 'Jewellery Gems & Mineral Festival'

Any member of the Illawarra Lapidary Club Inc can enter the competition!

Why enter the competition? Because it's fun, it's nice to get recognition for something and even if you don't win, you'll receive feedback about your entry that can help you improve in the future.

Keeping an eye on the prize is motivating, whether you win or not, the experience is still rewarding!

The Show competition will be judged according to the **Competitor & Judging Manual for Lapidary and Allied Competitions Issue no. 8 April 2015 and updates as of 2022**. It's a blue book which can be found at the clubhouse, hanging in the cutting room. Please read through it if you are entering, to familiarise yourself with the requirements.

Entrants must be current, financial members of the Illawarra Lapidary Club Inc.

All entries must be accompanied by the competition entry form (which can be found in this document on pages 3 and 4) and must be received by the Illawarra Lapidary Club by the 20<sup>th</sup> of September 2023. Please ensure that you enter the correct section and label it as such. Only sections listed below can be entered for the Illawarra Lapidary Club Inc's Annual Exhibition. Judging of the entries will be held in October on a date to be specified. All entries should be directed in person to the clubhouse, 51 Meadow St, Tarrawanna. Please hand your entries to Eva, Joan or a Committee member, do not leave your items unattended at the clubhouse for someone to collect.

Postal entries will not be accepted.

The maximum number of entries in each section are as follows: Two entries per person, per section.

Completed judging sheets and entries will be available approximately two weeks after the exhibition for collection from Joan.

Please note that personal maker's marks/branding of the entrant etc are not to be put on entries to be judged for the competition.

All entries are to be submitted in their own individual bag. Mark each bag with the Section entered and a short description of the item only. **Do not** put your name on the bag.

For multiple entries, all must be individually bagged and then can be placed into one bag.

If you have trouble filling out the form, please consult with Eva, Joan, your supervisor or one of the Committee Members.

## Trophies

The following trophies are awarded to the person with the highest points in any section excluding the Fossicker of the Year award and Excellence in Mineral Collecting.

- Cabochon Cutting – The Noel Causer Trophy.
- Highest Point Scorer in Faceting – The Cec Dwyer Trophy.
- Excellence in Mineral Collecting – The John Lee Memorial Trophy for Excellence in Mineral Collecting.
- Fossicker of the Year – The Leni Sandy Trophy for Fossicker of the Year.
- Casting Jewellery – The Frank Williams Trophy.
- Enamelling – The Shirley Christenson Enamelling Trophy.
- Lampwork Beads – The Jan Cahill Lampwork Trophy.
- Jewellery Making – The Jack Hannett Trophy.
- Non – Lapidary Jewellery – The Wes Sweet Non-Lapidary Trophy.

## Faceting

For the Standard Brilliant and Standard Oblong sections, Faceting diagrams have been included on pages 5 and 6. All faceting entries must be accompanied by the faceting design/diagram followed, regardless of them being set out in this document. Please refer to the Competitor & Judging Manual for Lapidary and Allied Competitions Issue no. 8 April 2015 and updates as of 2022 for entry conditions.

## Cabochon

Diagrams from the Manual have been included on page 7 of this schedule, please ensure you are aware of all the components required. Please refer to the Competitor & Judging Manual for Lapidary and Allied Competitions Issue no. 8 April 2015 and updates as of 2022 for entry conditions.

## Dichroic Glass

Please ensure if wire wrapping your piece, that there are no visible gaps, it does not catch on anything and that there are no sharp edges. Dichroic pieces are not required to be polished on the back. Dichroic glass entries fall under Section 45 and 46. Please refer to the Competitor & Judging Manual for Lapidary and Allied Competitions Issue no. 8 April 2015 and updates as of 2022 for entry conditions.

## Other Sections

For all other sections, please refer to the Competitor & Judging Manual for Lapidary and Allied Competitions Issue no. 8 April 2015 and updates as of 2022 for entry conditions.

## Non – Lapidary entries

### Lampwork Beads

Entries for this section will not be judged by a G&L Judge as it is non-lapidary. Please refer to Section 47 for entry description.

**Illawarra Lapidary Club Inc.  
Jewellery Gems and Minerals Festival – Entry Form**

Entrant name: \_\_\_\_\_ Entrant Copy

I declare that my entries are my own work, (entrant's signature): \_\_\_\_\_

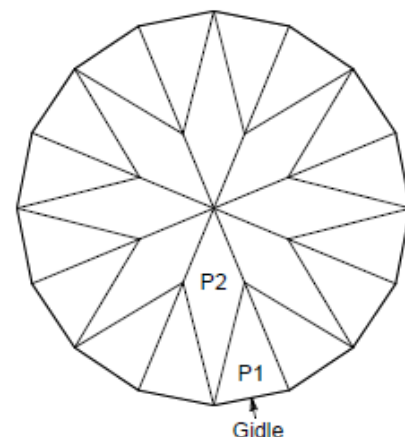
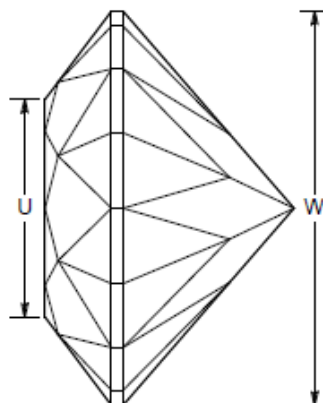
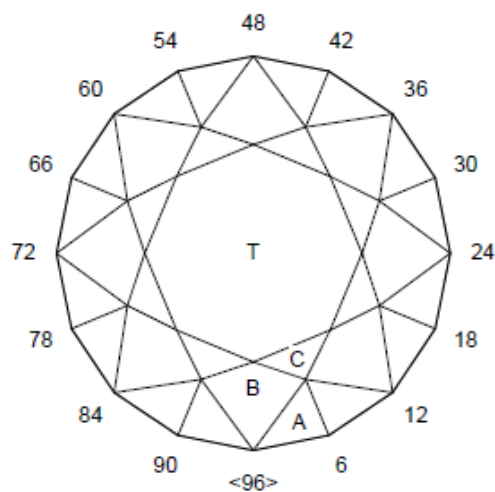
Copy: \_\_\_\_\_

Competition Entry Form: FOR 20

<b>Section</b>	<b>Description</b>
8B	Faceting Standard Brilliant – Faceted Girdle NOVICE Entry No: _____ OPEN
9A	Standard Oblong Step Cut with cut corners NOVICE Entry No: _____ OPEN
1A	Standard Cabochon NOVICE INTERMEDIATE Entry No: _____ OPEN
1B	Fancy Cabochon NOVICE INTERMEDIATE Entry No: _____ OPEN
2A	Double Standard Cabochon Entry No: _____
3	Free Form NOVICE INTERMEDIATE Entry No: _____ OPEN
5A	Carving – Fully 3-Dimensional Entry No: _____
12B	Tumbled Stones – Natural Shape (3 Stones per entry) Maximum size: 40mm. Must not be able to be passed through a 15mm diameter circular hole Entry No: _____
13	Polished Face – Flat Surface Entry No: _____
17	Novelty Gemcraft Entry No: _____
18A	Hand Fabricated Jewellery NOT intended to include Lapidary, Fossil or Mineral Item Entry No: _____
18B	Hand Fabricated Jewellery WITH lapidary item(s) cut and set by entrant. Entry No: _____
18D	Hand Fabricated Jewellery WITH Commercial Lapidary Item(s) set by entrant. Entry No: _____
18E	Wire Wrapped Jewellery WITH Fossil or Mineral item(s) prepared and set by entrant. Entry No: _____
20A	Cast Jewellery NOT intended to include Lapidary, Fossil or Mineral item(s) Entry No: _____

<b>Section</b>	<b>Description</b>
21B	Cast Jewellery WITH Lapidary Item using commercial wax models. Entry No:
23B	Combined Jewellery WITH Lapidary items cut and set by entrant Entry No:
24A	Enamelled Jewellery in Hand Fabricated setting, must be entrants own work and the enamel supplied by entrant. NOVICE INTERMEDIATE OPEN Entry No:
24D	Enamelled Jewellery in Cast Setting. Setting must be made of metal by the entrant using commercial wax models or patterns. NOVICE INTERMEDIATE OPEN Entry No:
24G	Enamelled Jewellery in Wire Wrapped Setting, all wiring metalwork must be the work of the entrant. NOVICE INTERMEDIATE OPEN Entry No:
26B	Enamelled Jewellery without mount NOVICE INTERMEDIATE OPEN Entry No:
26C	Enamelling NON-Jewellery. Backing material may be handmade by entrant or commercially produced. NOVICE INTERMEDIATE OPEN Entry No:
45	Hand Fabricated Jewellery with NON lapidary item and wire wrapped by entrant. Entry No:
46	Hand Fabricated Jewellery with NON-Lapidary item(s) set by entrant. Entry No:
47A	Set of 5 Lampwork beads not using a Press Entry No:
47B	Set of 5 Lampwork beads using a Press Entry No:
47C	Set of 5 beads using any method as per Section 47A or 47B but in the sculptural mode as added decoration or added glass. Entry No:
47D	Set of 5 co-ordinating beads, any style but focus on the use of colour Entry No:
Entries Received From: _____ Date: _____  _____ Competition Officer	

# Faceting - Standard Brilliant



## 2023 ILLAWARRA LAPIDARY CLUB COMPETITION

SECTIONS NOVICE and OPEN

Material Any colour Quartz

Minimum size 8.00 mm

Angles for R.I. = 1.540

57 + 16 girdles = 73 facets

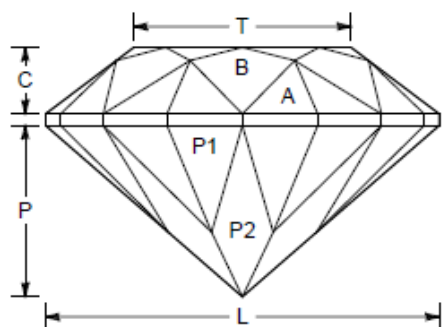
8-fold, mirror-image symmetry

96 index

$L/W = 1.000$   $T/W = 0.552$   $U/W = 0.552$

$P/W = 0.434$   $C/W = 0.169$

$Vol./W^3 = 0.220$



### PAVILION

P1	43.00°	03-09-15-21-27-33-39-45-51-57-63-69-75-81-87-93	Cut to TCP
Gidle	90.00°	03-09-15-21-27-33-39-45-51-57-63-69-75-81-87-93	Set size
P2	40.99°	96-12-24-36-48-60-72-84	Form PCP, meet P1,G

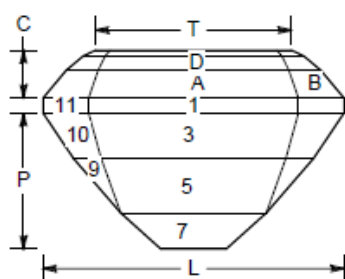
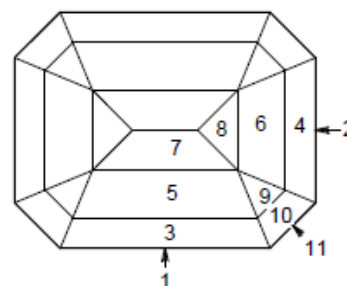
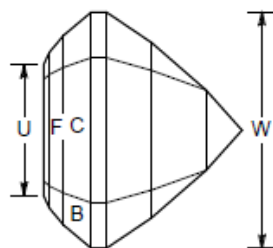
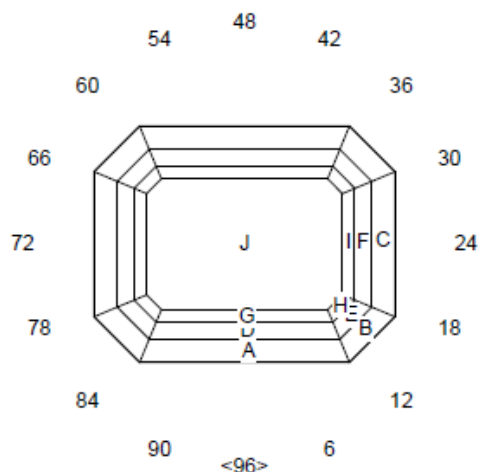
### CROWN

A	42.00°	03-09-15-21-27-33-39-45-51-57-63-69-75-81-87-93	Set Girdle thickness
B	37.00°	96-12-24-36-48-60-72-84	Cut to meet A,G
C	20.00°	06-18-30-42-54-66-78-90	Cut to meet A,B
T	0.00°	Table	Cut to meet B,C

73 Facet: 57+16 ; Meets: 57 (25 pavillion + 32 Crown)

C:\Users\bbweb\OneDrive\Documents\Bobs Gemcad Files\2023 illawarra lapidary club competition.gem

# Faceting - Standard Oblong



## 2023 ILLAWARRA LAPIDARY CLUB COMPETITION

Material Any Colour CZ

Minimum Size 7.00mm across narrowest point.

Section Novice and Open

Angles for R.I. = 2.160

45 + 8 girdles = 53 facets

2-fold, mirror-image symmetry

96 index

$L/W = 1.277$   $T/W = 0.830$   $U/W = 0.553$

$P/W = 0.576$   $C/W = 0.202$

$Vol./W^3 = 0.550$

### PAVILION

1	90.00°	96-48	Set length of stone
2	90.00°	24-72	Set width of stone
3	56.00°	96-48	Set girdle line
4	56.00°	24-72	Level girdle
5	49.00°	96-48	Cut width of P5 (approx 1/3)
6	49.00°	24-72	Meet P5
7	42.00°	96-48	Cut width of P7 (approx 1/3) PCP
8	42.00°	24-72	Meet P7
9	49.00°	12-36-60-84	Meet P8-P7
10	56.00°	12-36-60-84	Meet P6-P5
11	90.00°	12-36-60-84	Level Girdle

### CROWN

A	50.00°	96-48	Set girdle thickness
B	50.00°	12-36-60-84	Level girdle
C	50.00°	24-72	Level girdle
D	40.00°	96-48	Cut to width required
E	40.00°	12-36-60-84	Meet D
F	40.00°	24-72	Meet E
G	25.00°	96-48	Cut to width required
H	25.00°	12-36-60-84	Meet G
I	25.00°	24-72	Meet H
J	0.00°	Table	

Cut the stone length and width first

Then cut the Pavilion 7 at 96-48

Cut 3 at 96-48 these will meet half way.

Cut 5 this will give a third for all facets (this facet does not take much cutting)

C:\Users\bbweb\OneDrive\Documents\Bobs Gemcad Files\2023 illawarra lapidary club competition oblong.gem

# Cabochon

The following two diagrams are from the **Competitor & Judging Manual for Lapidary and Allied Competitions Issue no. 8 April 2015 and updates as of 2022**, pages 22 and 23.

Please note, the backs of stones need to be polished and have a back bevel to be entered into the competition as per the above-mentioned manual.

## D4.1.1 DESCRIPTION OF COMPONENTS:

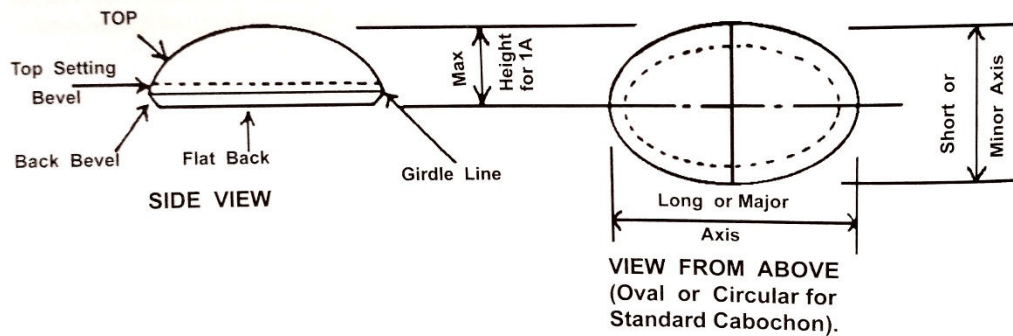
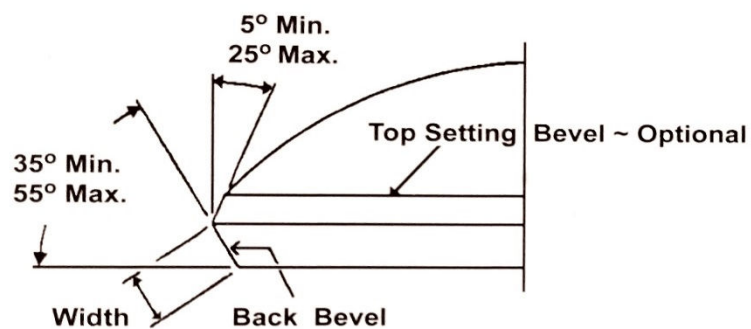


Diagram taken from the *Competitor & Judging Manual for Lapidary and Allied Competitions Issue no. 8 April 2015 and updates as of 2022*, pages 22 and 23

## D4. GROUP 1: CABOCHON SECTIONS 1A and 1B (cont):

### D4.1.1 DESCRIPTION OF COMPONENTS (cont):

#### Bevel Diagrams:



### BEVELS FOR SECTIONS 1A and 1B

Diagram taken from the *Competitor & Judging Manual for Lapidary and Allied Competitions Issue no. 8 April 2015 and updates as of 2022*, pages 22 and 23